

300232

2018-099

**Illumin**

2018

2018 08

( )

9

LED

.....	2
.....	6
.....	10
.....	18
.....	43
.....	60
.....	68
.....	69
.....	70
.....	71
.....	181

Unilumin LED Technology FL LLC		
Unilumin(HK)Co.,Limited		
UNILUMIN (UK) CO., LIMITED		
Unilumin LED Europe B.V.		
		LED
VR		(Virtual Reality ) VR,

AR		Augmented Reality AR, ) " " ( , , , ),
LCD		Liquid Crystal Display
DLP		Digital Light Procession ,
		2018 1 1 2018 6 30
LED		LED LED
LED		Light Emitting Diode

			300232
	Unilumin Group Co.,Ltd		

	112 A	112 A
	0755-29918999	0755-29918999-8197
	0755-29912092	0755-29912092
	xup@unilumin.cn	yuanyuzhu@unilumin.com

1

2017

2

2017

3

2017

4

	2,035,247,263.00	1,220,202,301.15	1,220,202,301.15	66.80%
	201,137,077.28	136,334,853.51	136,334,853.51	47.53%
	194,255,651.90	125,772,049.89	125,772,049.89	54.45%
	18,434,815.24	-92,354,358.92	-92,354,358.92	119.96%
/	0.2641	0.2203	0.1790	47.54%
/	0.2641	0.2203	0.1790	47.54%
	10.61%	8.10%	8.10%	2.51%

	5,523,392,127.15	4,891,576,572.58	4,891,576,572.58	12.92%
	2,011,673,185.70	1,793,858,738.79	1,793,858,738.79	12.14%

	761,260,566
--	-------------

/	0.2642
---	--------

1

2

	-1,211,951.79	
	9,304,838.01	
	990,665.78	
	1,418,353.03	
	783,773.59	
	6,881,425.38	--

1

1

1







**2 LED**

2.1 LED

LED

LED

LED

2018-2023

LED

2017

LED

59

69%

2020

LED

177

AVC

LED

Mini LED COB

Mini LED

SMT

LED

Mini

LED

**3 LED**

LED

2017

LED

404

37%

2017-2021

LED

12%

3.1

LED

GGII

2017

2,750

680

22%

GGII

2018

780

15%

2020

1,000

2017

3.2

1,000

500

5G

WIFI







2018

LED

	203,524.73	66.80%	20,757.05
53.09%		20,113.71	47.53%

**1****1**

	LED		7.54		116.05%	LED
8.75			11.18%			
	LED		5.07		83.03%	LED
4.79			29.11%	LED		LED
60.53%						
2						
	LED					
	LED					LED
LED						
	DLP	LCD	LED		10%	LED
	50%		34	420	2,800	
						LED
400	250	120	LED			22 <sup>1</sup>
					LED	
100			LED			
300						

1,000

50% LED 10% 78% LED

LCD LED 20% LED

200 UTV 176 UNICAST

2018 LED LED

2017 9,597 50,776

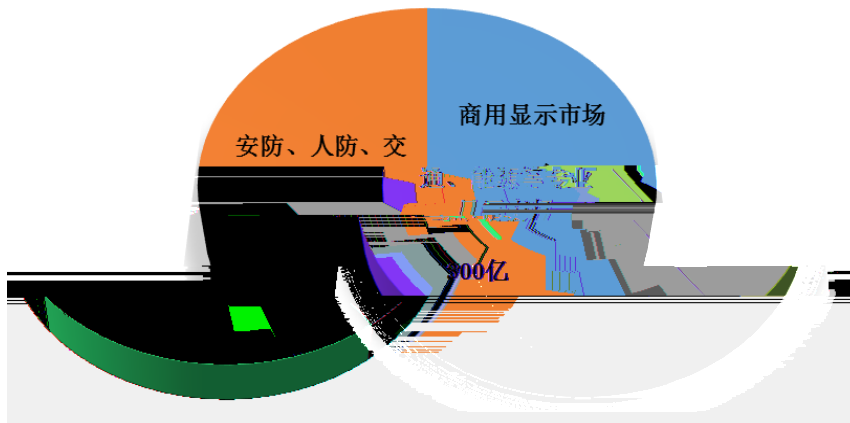
23.31% 10,000 LED

10% 200 LED 20

LED DCI LED


LED LED

LED 500





P1.0-2.0



Alt-J 2018

4



Pinkpop

LED

2012

LED

2016

2016

2017

2017

2018

2018



04

LED

2018

4


LED



2018

5

2018





2018	40 / 60
2019	70 20 / 40
2020	75
2021	100
2022	-

**1.2**

2018



2017 12

2018 6

2018 4

AR

**1.3**



2  
2.1 5G  
5G

2015

2.2

+

+

+

/

3

1

2017

2

2017 11

2018 7 16

5.48

LED

3

2018

	2,378,320.69	9,831,115.81	-75.81%	
	42,678,283.01	27,674,919.05	54.21%	
	78,596,735.35	35,291,907.42	122.70%	
	18,434,815.24	-92,354,358.92	119.96%	
	-483,560,067.51	-288,616,789.51	-67.54%	2017
	444,438,016.85	167,632,718.43	165.13%	
	-22,876,312.19	-217,834,878.96	89.50%	

	339,071,907.10	222,693,050.34	34.32%	113.05%	82.46%	11.01%
	222,990,931.46	157,823,574.70	29.22%	264.29%	207.57%	13.05%
	112,964,990.30	104,022,838.96	7.92%	387.23%	400.26%	-2.39%
	205,472,987.52	144,282,660.96	29.78%	246.07%	180.65%	16.37%
	51,485,429.24	30,514,025.93	40.73%	564.30%	309.97%	36.77%
	958,564,595.25	627,910,993.38	34.49%	12.72%	18.38%	-3.14%
	2,035,247,263.00	1,411,739,417.23	30.64%	66.80%	69.72%	-1.19%

9

LED

	155,449.40	753,922,327.27	
	17,423.82	284,577,857.61	
	18,036.35	357,319,367.04	
	16,663.26	209,300,056.08	
	2,236.11	23,426,213.29	
LED	209,808.94	1,628,545,821.29	

	519,380,339.55	25.52%	95,243,475.66	7.81%
	1,515,866,923.45	74.48%	1,124,958,825.49	92.19%
	2,035,247,263.00	100.00%	1,220,202,301.15	100.00%

10%

---

LED	131,091.12	/	104,442.34	/	79.	
-----	------------	---	------------	---	-----	--

	75,609,430.81	1.37%	117,516,723.78	3.77%	-2.40%	EMC
	551,990,308.80	9.99%	90,559,700.00	2.91%	7.08%	
	299,000,000.00	5.41%	33,096,160.44	1.06%	4.35%	

2

3

78

1

23,158,100.00	211,540,000.27	-89.05%

2

3

4

5


1

					52,802.06
					1,406.47
					47,904.50
					0
					0
					0.00%
<b>( ) 2015</b>					
1.					
	(	2015	2518	)	
	(A	)	12,676,886		16.96
					214,999,986.56
	8,449,999.60		206,549,986.96		2015 12
2					11014727653007
			1,321,468.02		205,228,518.94
			(	)	( 2015 3-160 )
2.					
			20,249.40		363.87
,2018	1-6		624.10	2018	1-6
					6.09
			20,873.50		369.96
	2018	6	30		19.31
<b>( ) 2016</b>					
1.					
			2016	1398	
				A	31,185,606
					10.56
	329,319,999.36		6,257,079.99		323,062,919.37
	354,174.34		2016	9	22

79060155200000711				624,978.98
322,792,114.73				
2016 3-127				
2.				
	26,248.63			317.51
2018 1-6	782.37	2018 1-6		45.39
	27,031.00			362.90
2018 6 30		5,611.11		

2

	( )	(1)	(2)	(3) (2)/(1)							
LED		12,746.86	12,746.86	313.48	12,993.47	101.93%	2017 12 24	1,107.11	2,169.53		
2		4,986.78	4,986.78	310.62	5,090.82	102.09%	2017 12 24				
3		2,789.21	2,789.21		2,789.21	100.00%					
LED		34,080.9	22,279.21	782.37	17,031	76.44%	2018 12 31	4,402.55	6,379.62		
4		10,311.1	10,000		10,000	100.00%					
	--	64,914.85	52,802.06	1,406.47	47,904.5	--	--	5,509.66	8,549.15	--	--
	--	64,914.85	52,802.06	1,406.47	47,904.5	--	--	5,509.66	8,549.15	--	--



1 LED

---


3

6

1

2

3

1

2

10%



30,000



		LED						
		LED						
		LED						
		LED						
		LED	1,400	51,884,166.29	-2,028,363.21	25,583,326.43	-4,955,006.79	-3,944,833.41
		LED						
			1,276.275	53,554,415.81	33,824,637.43	37,207,145.45	6,292,963.03	5,359,240.50

1,008 46,004,039.98

		LED	1,800	31,911,709.37	21,448,734.72	29,883,089.11	129,979.78	10,094.59
			21,522.85	853,182,830.54	480,545,003.96	421,084,684.92	106,916,708.05	93,339,147.72
UNILUMIN LED TECCHNOL OGY LLC.		LED	10	690,706.87	661,064.50	0.00	0.00	0.00
			6,000	295,617,315.99	84,553,273.41	232,830,089.52	7,502,177.51	6,193,930.74
		LED	32,279.21	636,745,987.53	314,290,591.88	146,880,798.43	3,263,577.25	3,456,978.04

			30,000	198,017,142. 35	26,777,099.7 5	160,493,080. 98	1,072,540. 61	597,639.49
UNILUMIN LED TECHNOLO GY FL LLC		LED	10	21,318,683.7 5	-8,055,864.2 1	30,264,856.4 7	322,484.14	318,880.22
UNILUMIN (HK) Co.,Limited		LED	100	58,307,814.4 0	-9,924,289.6 3	2,143,223.02	-4,612,307. 90	-4,612,307.90
Unilumin LED Europe B.V.		LED	10	25,024,548.2 8	-1,787,104.6 3	18,420,126.7 9	29,830.79	27,813.21


1

2018

47.10%

27,805.99

13.66%

1

2

3

2

2017

1

2

3

3

2017

1

2

4

LED

134,943.19

24.43%

1,843.48

1

2

3

5

LED

LED

Mini LED COB

1

LED

2

3

## 1

2018		49.81%	2018 01 03	2018 01 04	www.cninfo.com.cn 2018 2018-001
2018		48.25%	2018 02 02	2018 02 02	www.cninfo.com.cn 2018 2018-017
2017		53.07%	2018 05 16	2018 05 16	www.cninfo.com.cn 2017 2018-057

## 2

( )			( )	( )	( )		
	891.9						

	232.43			9 2 15			
	129.2						
722	722						
279.6642 39.8535	319.52						
	2,594.29						

1794 800							
UltravisionTechnol ogies,LLC  337	-					2018 3 29	www.cninfo.c om.cn 337  2018-031
	886.27						
2014   260 8	268.00						

		2016		2017		2018	
1	2018-03-30	2016	2016	2016	2016	2016	2016
		238,000	7.44 /	20	20	20	20
		100,000	7.59 /	2016	2016	2016	2016
		www.cninfo.com.cn		2016		2016	
	2018-034	2016		2016		2018-062	
2	2018-05-17	2016	2016	2016	2016	2016	2016
		523				3,593,964	
				www.cninfo.com.cn			
	2016					2018-061	
3	2018-06-29	2016	2016	2016	2016	2016	2016
		7.44 /	6.16 /	2016	2016	2016	2016
		7.59 /	6.28 /				

www.cninfo.com.cn

2016

2018-080



2.

2015

11

11

---

3.

2015

12 21

50

				100%							
				2018				2015	2016	2017	
					5,100	5,800	6,500	7,380			
				2017	14,055.83	13,162.52				2018	
						9,333.91					

3

4

5

2017 8 24

2017 8 1 2020 7 31

5,522,528.72

14,818,292.24

1,000

5%

2018 4 24  
2018

2017

2018 1 1

2018 12 31

500 2018 1-6

221.33

	2017 08 25	<a href="http://www.cninfo.com.cn">http://www.cninfo.com.cn</a>
2018 2017 2018	2018 04 25	<a href="http://www.cninfo.com.cn">http://www.cninfo.com.cn</a>

1

1

2

3

2017 8 24

5,522,528.72

2017 8 1

2020 7 31

14,818,292.24

2018 4 24

2018

2017

2018 1 1

2018 12 31

500

2018 1-6

221.33

10%

10%

10%

2

1


	2017 12 06	8,000	2017 11 16	5,993.85				
	2018 06 07	8,000	2018 05 29	577.73				
	2018 06 07	4,000	2018 03 19	1,343.31		2021 3 18		

	2018 06 07	1,000	2018 01 10	1,000				
	2018 06 07	3,000	2018 01 08	2,000				
	2018 06 07	6,000	2018 03 19	1,161.46		2021 3 18		
	2018 06 07	2,800	2018 03 27	2,800		/		
	2018 06 07	3,000	2018 03 19	1,478		2021 3 18		
	2018 06 07	5,000	2018 03 19	5,000		2021 3 18		
	2018 08 24	5,000	2018 07 02	5,000				
	2017 12 06	2,500	2017 10 19	647				
B1			70,300	B2				39,142.36
			70,300					39,142.36

B3				B4			
C1		0		C2		0	
C3		0		C4		0	
A1+B1+C1		70,300		A2+B2+C2		39,142.36	
A3+B3+C3		70,300		A4+B4+C4		39,142.36	
A4+B4+C4				19.46%			

2

3

1

2

1

2018

2

12.15

9

50

70

49

3

		/
1.		62.15
2.		49
1.		
2.		
3.		
4.		
4.1		12.15
4.2		9
5.		
6.		
7.		
8.		
8.3		50
9.		
9.1		1
9.2		49

2018

1 2018 3 6

<http://www.cninfo.com.cn>

2018-025

18,800

356,475

2 2018 7 23

<http://www.cninfo.com.cn>

2018-091 2018 7 20

7,234,100

7,394,792

3 2018 8 20

<http://www.cninfo.com.cn>

2018-097 . 2018 8 20

315,206,156

761,260,566 41.41%

220,566,600

69.98%

28.97%

2015

2016

					100%		
				935			100%
					www.cninfo.com.cn		
					2018-015		
3	2018	3	30				
					Unilumin North America Inc.		
					www.cninfo.com.cn		
					2018-036		
4	2018	4	24				
			2018				/
				2018		50	
					www.cninfo.com.cn		2018
					2018-049		
5	2018	4	24				
	2018		/			2018	
/				30		/	
	www.cninfo.com.cn			2018	/		2018-050
6	2018	5	17				
			1.92				
					www.cninfo.com.cn		2018-060
7	2018	6	12				
							ROE Visual US,Inc.
	JeremyHochman	Keith Harrison			H2VR HoldCo, Inc		
					www.cninfo.com.cn		
					2018-069		

1

	262,093,600	41.29%			51,617,327	-4,006,965	47,610,362	309,703,962	40.68%
1		0.00%							0.00%
2		0.00%							0.00%
3	261,963,600	41.27%			51,596,527	-3,980,965	47,615,562	309,579,162	40.67%
		0.00%							0.00%
	261,963,600	41.27%			51,596,527	-3,980,965	47,615,562	309,579,162	40.67%
4	130,000	0.02%			20,800	-26,000	-5,200	124,800	0.02%
		0.00%							0.00%
	130,000	0.02%			20,800	-26,000	-5,200	124,800	0.02%
	372,628,205	58.71%			75,259,434	3,668,965	78,928,399	451,556,604	59.32%
1	372,628,205	58.71%			75,259,434	3,668,965	78,928,399	451,556,604	59.32%
2		0.00%							0.00%
3		0.00%							0.00%
4		0.00%							0.00%
	634,721,805	100.00%			126,876,761	-338,000	126,538,761	761,260,566	100.00%

1 2018 1 1

25%

2 2018

25%

356,457

356,457

356,457

2 2018 6 1

2016

3,593,964

25%				240,000		41,456	
							3,593,964-240,000-41,456=3,312,508
3	2018	6	13		2016		238,000
				100,000		338,000	
4	2018	6	25		2017		634,383,805
				10	2		51,617,327
75,259,434							126,876,761
1	2016						
2018	3	30			2016		
				20		2016	238,000
						2016	100,000
							338,000
2	2016						
2018	5	17					
							2016
						523	3,593,964
3			2017				
2018	5	16			2017		2017
						10	0.50
10		2					761,260,566
1	2016						
2018	3	30			2016		
				20		2016	238,000

2018 6 13  
 338,000  
 2017  
 2018 5 16  
 634,383,805  
 10 2  
 2018 6 25  
 761,260,566

2016  
 100,000  
 2016  
 634,721,805  
 634,383,805  
 2017  
 2017  
 10 0.50  
 761,260,566  
 2017  
 634,383,805  
 761,260,566

2017 12 31  
 761,260,566  
 634,721,805  
 2018 6 30

<b>2018 1-6</b>		
/	0.3169	0.2642
/	0.3169	0.2642
<b>2018 6 30</b>		
/	3.1694	2.6426

2

	197,003,848		39,400,770	236,404,618		1
						2018

						12 24 2
						2019 12 20 3
						25%
						75%
	15,846,108		3,169,222	19,015,330		2018 12 24
	15,846,107		3,169,221	19,015,328		2018 12 24
	3,957,000		791,400	4,748,400		2020 7 30
	2,231,420	300,001	386,284	2,317,703	75%	1 2016 2019 2 13 2 25%
	1,025,000	80,000	189,000	1,134,000		1 2016 2019 2 13 2 25%
	294,810		58,962	353,772		2018 12 24
	473,485		94,697	568,182		2019 12 20
	946,970		189,394	1,136,364		2019 12 20

2	3,882,576		776,515	4,659,091	2019	12	20
					1 2016		
	356,456	75,000	56,291	337,747	2019	2	13



10 3			
	1 2 71% 3 4		
10			
		78,801,538	78,801,538
		31,208,298	31,208,298
		14,727,815	14,727,815
		14,628,892	14,628,892



10

10

10

10



			262,671,797	52,534,359		315,206,156			
			1,250,000	250,000		1,500,000	1,250,000	10,000	1,260,000
			15,846,107	3,169,221		19,015,328			
			2,575,226	515,045		3,090,271	1,200,000	-48,000	1,152,000
			375,275	71,295	18,800	427,770	300,000	-12,000	288,000
			300,000	60,000		360,000	300,000	-12,000	288,000
	--	--	283,018,405	56,599,920	18,800	339,599,525	3,050,000	-62,000	2,988,000

2017

2017



1

2018 06 30

	636,226,585.09	642,236,900.75
	51,055,022.13	22,718,932.30
	1,349,431,937.82	1,030,166,755.21
	134,801,449.34	117,005,322.21
	128,454,012.72	115,653,246.36

	1,101,229,211.63	860,208,416.65
	23,246,775.65	28,166,753.19
	3,424,444,994.38	2,816,156,326.67
	16,256,400.00	17,534,178.00
	111,554,065.90	127,693,918.20
	250,006,337.41	231,778,474.86
	282,772,596.57	271,273,735.20
	795,999,374.85	758,575,729.83
	75,609,430.81	107,713,749.22
	213,906.51	
	119,828,927.74	112,855,037.32
	394,457,463.01	394,457,463.01
	7,894,097.16	6,898,405.85
	44,045,078.68	46,422,553.12
	309,454.13	217,001.30
	2,098,947,132.77	2,075,420,245.91
	5,523,392,127.15	4,891,576,572.58
	551,990,308.80	308,781,450.33


	593,206,215.92	536,927,338.01
	1,116,505,470.72	813,244,060.55
	277,172,275.22	241,937,300.03
	48,994,633.36	67,902,832.33
	87,108,491.53	70,538,858.59
	83,005.95	1,044,701.69
	228,350,156.44	725,934,478.08
	2,903,410,557.94	2,766,311,019.61
	299,000,000.00	7,659,220.74
	322,556.84	455,456.04
	25,161,876.72	27,837,209.34
	42,190,567.61	42,826,286.49
	366,675,001.17	78,778,172.61
	3,270,085,559.11	2,845,089,192.22
	761,260,566.00	634,721,805.00

	491,617,570.73	598,965,387.61
	136,498,525.44	165,234,110.80
	371,614.29	423,929.34
	66,869,941.31	66,869,941.31
	828,052,018.81	658,111,786.33
	2,011,673,185.70	1,793,858,738.79
	241,633,382.34	252,628,641.57
	2,253,306,568.04	2,046,487,380.36
	5,523,392,127.15	4,891,576,572.58

2

	243,009,201.09	265,062,856.95
	19,813,546.17	19,999,350.80
	480,273,124.92	399,891,163.03
	86,538,042.05	23,659,657.64

1,431,134,242.29
7,257,778.00
21,763,480.21
1,767,854,389.27
220,890,296.55
19,779,063.27
46,162,020.68



	1,475,972,324.51	1,689,962,207.07
	299,000,000.00	
	21,237,013.51	23,456,799.43
	320,237,013.51	23,456,799.43
	1,796,209,338.02	1,713,419,006.50
	761,260,566.00	634,721,805.00
	649,001,488.48	773,279,604.73
	136,498,525.44	165,234,110.80
	66,869,941.31	66,869,941.31
	522,408,147.69	514,136,678.81
	1,863,041,618.04	1,823,773,919.05
	3,659,250,956.06	3,537,192,925.55

	2,035,247,263.00	1,220,202,301.15
	2,035,247,263.00	1,220,202,301.15
	1,790,367,807.84	1,071,366,793.71
	1,411,739,417.23	831,816,533.27
	13,778,840.16	9,171,165.75
	173,590,991.42	130,143,190.00
	160,040,282.16	81,162,275.29
	2,378,320.69	9,831,115.81
	28,839,956.18	9,242,513.59
	-3,714,213.43	-132,194.41
	-4,910,675.81	-132,194.41
-		
-		
	3,844,083.80	1,524,502.90
	245,009,325.53	150,227,815.93
	7,376,260.81	14,195,388.28
	2,136,792.61	1,162,399.03
	250,248,793.73	163,260,805.18
	42,678,283.01	27,674,919.05

	207,570,510.72	135,585,886.13
	207,570,510.72	135,585,886.13
	201,137,077.28	136,334,853.51
	6,433,433.44	-748,967.38
	-52,315.05	362,939.19
	-52,315.05	362,939.19
	0.00	0.00
1.		
2.		
	-52,315.05	362,939.19
1.		
2.		
3.		

	0.2641	0.1790
--	--------	--------

4

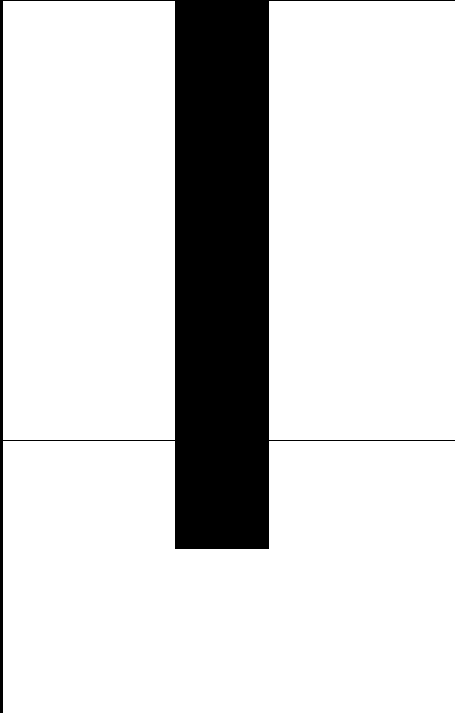
	867,526,874.17	720,333,718.29
	647,998,564.18	502,623,395.11
	6,253,488.90	6,019,452.20
	68,658,929.53	59,975,413.74
	72,157,130.37	48,740,347.55
	11,924,020.80	6,838,958.41
	11,093,559.37	8,315,615.47
	-5,257,586.58	-684,989.75
	-5,257,586.58	-684,989.75
	-	
	3,438,366.92	1,524,502.90
	47,621,961.36	88,660,048.96
	2,414,173.89	9,769,939.72
	1,597,419.20	868,965.20
	48,438,716.05	97,561,023.48
	8,448,056.92	14,526,103.68
	39,990,659.13	83,034,919.80
	39,990,659.13	83,034,919.80

---

1.		
2.		
1.		
2.		

	80,772,991.75	52,810,314.98
	22,255,714.02	24,156,877.56
	1,900,430,883.01	1,218,046,712.58
	1,425,694,210.48	862,530,407.41
	210,055,713.50	143,251,292.18
	99,240,023.50	52,622,913.26
	147,006,120.29	251,996,458.65
	1,881,996,067.77	1,310,401,071.50
	18,434,815.24	-92,354,358.92
	13,000.00	18,000.00
	-3,100,027.63	
	-3,087,027.63	18,000.00
	47,298,923.33	69,261,999.53
	433,211,897.32	219,372,789.98
	-37,780.77	

	480,473,039.88		288,634,789.51
	-483,560,067.51		-288,616,789.51
			144,589,317.80
	660,377,396.76		114,220,091.05
	660,377,396.76		258,809,408.85
	165,915,795.57		59,584,167.76
	41,974,661.10		31,592,522.66
	8,048,923.24		



	-2,759,413.86	-175,575,989.96
	179,515,576.59	278,191,222.88
	176,756,162.73	102,615,232.92

7


3													
4	-338,000.00				19,528,944.12	-28,735,585.36	-52,315.05						47,874,214.43
	0.00				0.00	0.00	0.00	0.00	0.00	0.00	-31,196,844.80	-17,428,692.67	-48,625,537.47
1													
2													
3											-31,719,190.25		-31,719,190.25
4											522,345.45	-17,428,692.67	-16,906,347.22
	126,876,761.00				-126,876,761.00	0.00	0.00	0.00	0.00	0.00	0.00	0.00	0.00
1	126,876,761.00				-126,876,761.00								0.00
2													0.00
3													0.00
4													0.00
	0.00												0.00
1													0.00
2													0.00

	606,92 2,916. 00				433,249 ,387.02		-233,09 0.93		48,071, 541.38		424,111, 693.00	11,096, 319.37	1,523,2 18,765. 84
	606,92 2,916. 00				433,249 ,387.02		-233,09 0.93		48,071, 541.38		424,111, 693.00	11,096, 319.37	1,523,2 18,765. 84
	23,402 ,056.0 0				135,080 ,772.09	140,323 ,801.80	362,939 .19				104,834 ,304.21	-775,60 5.86	122,580 ,663.83
							362,939 .19				136,334 ,853.51	-748,96 7.38	135,948 ,825.32
	23,402 ,056.0 0				135,080 ,772.09	140,323 ,801.80						-26,638 .48	18,132, 387.81
1	18,489 ,785.0 0				124,391 ,259.11	165,234 ,110.80							142,881 ,044.11
2													
3	4,912, 271.00				10,730, 017.18								15,642, 288.18

26,361.80

---

											549.30		549.30
4													
1													
2													
3													
4													

										39,990,659.13	39,990,659.13
	-338,000.00				2,598,644.75	-28,735,585.36	0.00	0.00	0.00	0.00	30,996,230.11
1											
2											
3											
4	-338,000.00				2,598,644.75	-28,735,585.36					30,996,230.11
					0.00	0.00	0.00	0.00	0.00	-31,719,190.25	-31,719,190.25
1											
2											

	606,922, 916.00				607,560,0 30.22				48,071,54 1.38	376,451 ,628.79	1,639,006 ,116.39
	606,922, 916.00				607,560,0 30.22				48,071,54 1.38	376,451 ,628.79	1,639,006 ,116.39
	23,402,0 56.00				135,121,2 76.29	140,323,8 01.80				51,534, 370.50	69,733,90 0.99

---

3											
4											
1											
2											

1

2

12

1

2

1 1 12 31

2018 1 1 2018 6 30

3

12

4

5

1

2

6

33

7

8

9

1

2

10

1

(

)

(

)

2

(1)

(2)

(1)

(2)

(3)

1)

13

2)

14

(1)

(2)



( )

(3)

1)

2)

50%( 50%)

12 (

12 )

20%( 20%)

50%

6 ( 6 ) 12

## 11

## 1

	300 ( 300 )

## 2


1 1	5.00%	5.00%
1 2	10.00%	10.00%
2 3	20.00%	20.00%
3 4	40.00%	40.00%
4 5	80.00%	80.00%
5	100.00%	100.00%

## 3


## 12

LED

1

2

3

4

5

**13**

**14**

1.

2.

(1)

(2)

1)

2)

(3)

12

7

3.

4.

(1)

22

(2)

1)

( )

2)

15

2

		10-40	5%	2.38%-9.5%
		5-10	5%	9.50%-19.00%
		3-10	5%	9.50%-31.67%
EMC			0	
		3-10	3%-5%	9.5%-32.33%

3

17

1.

2.

18

1.

2

(1)

1)

2)

3)

(2)

3

(3)

3

(

)

19

20

21

1

LED

1.

2.

	( )
	50
	5 10
	10 14 17
	10

2

(1)

(2)

(3)

(4)

(5)

22

,

23

1 ( 1 )

24

1

2

(1)

(2)

1)

2)

3)

3

(1)

(2)

4

25

1.

2.

26

1.

2.

(1)

(2)

(3)

(

)

27

2014 13



3)

4)

2.

LED

LED

LED

LED

2

2017 1 1

2017 1 1

30

/

1. ( )

2.

3.

4.

(1) (2)



33

1

2

34

1

									17% 16%
									11% 10% 6% 5% 3%
									7%
									15% 25%
									3%
									2%

[2018]32 2018 5 1

17% 11%

16% 10%

	15.00%
Unilumin LED Technology LLC	15%-35%
Unilumin LED Technology FL LLC	15%-35%
UNILUMIN LED EUROPE B.V.	20% 25%
Unilumin (HK) Co,Limited	16.50%
	15.00%
	15.00%

	15.00%
	15.00%
	15.00%
	15.00%
	15%-35%
	20.00%-25.00%
UNILUMIN (UK) CO., LIMITED	19%
	25%

2

2017 10 31

3 2017 2018 2019

15%

2017 8 17

GR201744200154

2017 1 1 2019 12 31 15%

2015 6 19

3 2015

2016 2017 15%

2015 10 10

GR201544006210

15%

2016 32

2016 195

2188

GR201633001934

2016 1 1 2018 12 31 15%

2016

GR201644200353

2016-2018

15%

2012

GR201244000460





	5,549,660.00	5,549,660.00	100.00%	
	3,913,801.94	3,913,801.94	100.00%	
	3,784,443.00	3,784,443.00	100.00%	
	13,247,904.94	13,247,904.94	--	--

1	1,268,897,058.43	61,969,437.14	5.00%
1 2	110,835,539.03	11,083,553.90	10.00%
2 3	38,477,618.18	7,695,523.63	20.00%
3 4	15,530,428.58	6,212,171.43	40.00%
4 5	13,259,898.58	10,607,918.86	80.00%
5	15,631,053.33	15,631,053.33	100.00%
	1,462,631,596.13	113,199,658.29	7.74%

			%
	2,370,912.00	2,370,912.00	100.00%
	1,320,970.00	1,320,970.00	100.00%

	5,662,811.66	5,662,811.66	100.00%	
--	--------------	--------------	---------	--

2

18,170,630.62

0

3

				3,555,312.53

4

		(%)	
	95,883,246.47	6.47%	1,574,944.94
	54,872,463.14	3.70%	1,333,890.32
	42,690,306.36	2.88%	570,918.95
	31,498,898.74	2.13%	476,025.16
	20,669,481.27	1.40%	475,747.37
	245,614,395.98	16.58%	4,431,526.73

5

6

6

1

1	124,887,187.93	92.65%	114,283,080.09	96.67%
1 2	7,222,457.50	5.36%	1,401,818.22	1.20%
2 3	1,178,688.36	0.87%	347,996.90	0.30%

3	1,513,115.55	1.12%	972,427.00	0.82%
	134,801,449.34	--	117,005,322.21	--

1

	252,800.00	
	433,068.00	
	685,868.00	

2

		(%)
	10,040,622.60	7.45%
	9,292,170.94	6.89%
	7,864,808.60	5.83%
	4,819,598.30	3.58%
	4,192,610.00	3.11%
	36,209,810.44	26.86%

7

8

9

1

	139,040, 144.09	99.27%	10,586.1 31.37	7.82%	128,454,0 12.72	125,773 ,926.30	100.00%	10,120,67 9.94	8.05%	115,653,24 6.36
	1,023,00 0.00	0.73%	1,023,00 0.00	100.00%						

	140,063, 144.09	100.00%	11,609,1 31.37	8.51%	128,454,0 12.72	125,773 ,926.30	100.00%	10,120,67 9.94	8.05%	115,653,24 6.36

1	93,070,254.63	4,814,255.35	5.00%
1 2			

4

		3,097,729.79
	21,230,042.53	19,328,180.73
	45,714,772.62	32,224,006.62
	21,146,184.59	28,480,607.35
	35,048,114.42	34,033,489.10
	14,374,029.93	8,609,912.71
	2,550,000.00	
	140,063,144.09	125,773,926.30

5

		35,016,749.80	1	25.00%	1,750,837.49
		4,696,105.60	1	3.35%	
		3,200,000.00	1	2.28%	160,000.00
		2,550,000.00	1	1.82%	127,500.00
		2,398,308.00	1	1.71%	
	--	47,861,163.40	--	34.17%	2,038,337.49

6

7

8

10

1

	254,579,122.42	14,048,542.92	240,530,579.50	203,244,151.19	10,752,605.39	192,491,545.80

	251,515,211.56	14,007,218.21	237,507,993.35	187,536,786.89	20,665,204.36	166,871,582.53
	489,755,996.57	31,204,850.38	458,551,146.19	373,084,377.85	27,542,107.62	345,542,270.23
	157,112,166.86	12,305.10	157,099,861.76	153,906,204.90	1,758,486.86	152,147,718.04
	7,539,630.83		7,539,630.83	3,155,300.05		3,155,300.05
	1,160,502,128.24	59,272,916.61	1,101,229,211.63	920,926,820.88	60,718,404.23	860,208,416.65

4

1

5

2



3

4

11

12

13

	13,276,698.62	21,350,620.01
	4,345,655.04	521,258.77
	5,624,421.99	6,294,874.41
	23,246,775.65	28,166,753.19

14

1

	22,540,283.41	6,283,883.41	16,256,400.00	21,040,283.41	3,506,105.41	17,534,178.00
	22,540,283.41	6,283,883.41	16,256,400.00	21,040,283.41	3,506,105.41	17,534,178.00
	22,540,283.41	6,283,883.41	16,256,400.00	21,040,283.41	3,506,105.41	17,534,178.00

2

3

	1,980,000.00			1,980,000.00					1.86%	

	3,000,000. 00			3,000,000. 00	3,000,000. 00			3,000,000. 00	15.00%	
Nobel Trade	506,105.41			506,105.41	506,105.41			506,105.41	19.00%	
	2,777,778. 00			2,777,778. 00		2,777,778. 00		2,777,778. 00	10.00%	
	2,500,000. 00			2,500,000. 00					5.00%	
	7,600,000. 00			7,600,000. 00					19.00%	
	1,500,000. 00			1,500,000. 00					15.00%	
	176,400.00			176,400.00					10.00%	
	1,000,000. 00			1,000,000. 00					6.00%	

1,500,000.  
00

1,500,000.  
00

10.00%

	3,506,105.41		3,506,105.41
	2,777,778.00		2,777,778.00
	6,283,883.41		6,283,883.41

5

15

16

1

	39,177,915.79	3,233,257.06	35,944,658.73	40,281,841.37	2,520,096.30	37,761,745.07	6%
	-8,333,581.83			-10,120,084.61		-10,120,084.61	6%
	84,597,637.25	8,988,230.08	75,609,407.17	101,525,593.64	11,593,420.51	89,932,173.13	6%-10%
	123,775,553.04	12,221,487.14	111,554,065.90	141,807,435.01	14,113,516.81	127,693,918.20	--

2

3

LED

UNILUMIN LED EUROPE B.V.

LED

6

Unilumin (HK)

Co,Limited

LED

5

17

CVC'PNÁV(Á

--	--	--	--	--	--	--	--

ý A(q nÜR % @NÁ 8 G9,P'° òIX ,Óùc• q P,,ã5 C• q P,,i%Cùc• % @NÁ"gó ?tU3" PNÁaV(Á0Ÿ!fùc• % @NÁ 8 G94,i±Ó z n!

	2,642,185 .52			-34,493.5 5						2,607,691 .97	
	3,989,070 .26			-1,122,93 8.90						2,866,131 .36	
	1,987,471 .05			-1,987,47 1.05							
	201,775,0 38.43			-2,112,68 3.08						199,662,3 55.35	
H2VR HOLDC O, INC.		23,158,10 0.00								23,158,10 0.00	
	6,167,361 .43			736,194.2 7						6,903,555 .70	

9,992,331

( )



1				
3				
1				
2				
4.				
1.	282,772,596.57			282,772,596.57
2.	271,273,735.20			271,273,735.20

2

3

19

1

				EMC		
1.	431,219,373.59	283,151,890.01	15,779,337.18	160,091,547.84	72,934,143.01	963,176,291.63
2.		63,007,083.52	568,616.33	21,462,482.24	10,264,495.92	95,302,678.01
1		14,447,018.61	568,616.33		10,264,495.92	25,280,130.86
2		48,560,064.91		21,462,482.24		70,022,547.15
3						
3.		6,215,939.99	1,058,793.05		2,747,695.79	10,022,428.83
1		6,215,939.99	1,058,793.05		2,747,695.79	10,022,428.83

---

4.	431,219,373.59	339,943,033.54	15,289,160.46	181,554,030.08	80,450,943.14	1,048,456,540.81
1.	17,818,610.75	93,087,045.28	7,900,988.51	37,494,943.91	48,298,973.35	

2

3

4

5

26 4 (		2,319,346.96
		165,098,711.11

20

1

EMC	21,104,497.01		21,104,497.01	19,923,302.53		19,923,302.53
	11,253,279.72		11,253,279.72	1,007,382.06		1,007,382.06
LED	13,943,839.10		13,943,839.10	44,614,675.91		44,614,675.91
LED	6,992,761.49		6,992,761.49	6,142,433.50		6,142,433.50
	1,009,552.42		1,009,552.42			
	21,305,501.07		21,305,501.07	36,025,955.22		36,025,955.22
	75,609,430.81		75,609,430.81	107,713,749.22		107,713,749.22

2

EMC	181,094, 340.67	19,923,3 02.53	14,730,1 17.05	13,548,9 22.57		21,104,4 97.01	88.13%	88.13%				
	928,613, 000.00	1,007,38 2.06	10,245,8 97.66			11,253,2 79.72	1.40%	1.40%				
LED	127,468, 600.00	44,614,6 75.91	1,708,01 4.08	32,378,8 50.89		13,943,8 39.10	100.00%	100.00%				
LED	16,314,8 00.00	6,142,43 3.50	850,327. 99			6,992,76 1.49	42.86%	42.86%				

23

1

2

24

25

1



3.						
1						
4.	12,342,579.43	2,923,287.22	620,814.62	3,566,764.69	50,990.56	19,504,436.52
1.						
2.						
1						
3.						
1						
4.						
1.	102,974,461.14	3,671,705.80	8,691,404.61	4,412,158.07	79,198.12	119,828,927.74
2.	103,825,462.91					

	41,089,730.11					41,089,730.11
	209,949,456.19					209,949,456.19
	8,299,498.49					8,299,498.49
	72,034,574.93					72,034,574.93
	48,310,500.46					48,310,500.46
	4,315,672.89					4,315,672.89
	394,457,463.01					394,457,463.01

2

28

	6,141,936.90	3,499,392.80	2,722,527.38		6,918,802.32
	686,184.20	343,748.89	237,965.96		791,967.13
	51,519.46	21,567.96	11,768.85		61,318.57
	18,765.29	109,490.39	6,246.54		122,009.14
	6,898,405.85	3,974,200.04	2,978,508.73		7,894,097.16

29

/

1

--	--	--

	188,882,314.61	31,784,900.98	152,294,190.68	29,414,657.30
	57,822,504.47	8,673,375.67	73,647,879.33	11,047,181.90
	23,912,013.51	3,586,802.03	23,456,799.43	3,518,519.91
			9,768,776.05	2,442,194.01
	270,616,832.59	44,045,078.68	259,167,645.49	46,422,553.12

2

	198,825,127.08	42,190,567.61	269,886,939.24	42,826,286.49
	198,825,127.08	42,190,567.61	269,886,939.24	42,826,286.49

3

		44,045,078.68		46,422,553.12

2020	3,921,940.70	2,857,219.86	
2021	832,980.57	2,285,240.07	
2022	316,134.64	3,310,129.99	
2023	946,774.73		
2028	4,177,635.67		
	20,646,615.41	18,969,398.78	
	35,918,158.47	33,254,403.03	--

**30**

	309,454.13	217,001.30
	309,454.13	217,001.30

**31****1**

	49,500,000.00	56,800,000.00
		17,253,188.83
	478,410,308.80	199,038,261.50
	24,080,000.00	35,690,000.00
	551,990,308.80	308,781,450.33

**2****32****33**

34

	593,206,215.92	536,927,338.01
	593,206,215.92	536,927,338.01

35

1

	1,058,816,115.77	731,782,669.13
	57,689,354.95	81,461,391.42
	1,116,505,470.72	813,244,060.55

2

1

36

1

	277,172,275.22	241,937,300.03
	277,172,275.22	241,937,300.03

2

1

3

37

1

	67,617,906.12	187,488,369.45	206,111,642.21	48,994,633.36

-	284,926.21	10,064,892.25	10,349,818.46	0.00
	0.00	153,255.09	153,255.09	0.00
	0.00	0.00	0.00	0.00
	67,902,832.33	197,706,516.79	216,614,715.76	48,994,633.36

2

1	66,715,367.31	170,449,405.26	188,838,297.56	48,326,475.01
2		6,167,248.54	6,167,248.54	
3	512,189.49	6,637,904.50	6,481,935.64	668,158.35
	493,196.97	6,001,489.17	5,845,514.30	649,171.83
	6,912.66	287,027.44	287,033.44	6,906.66
	12,079.86	349,387.90	349,387.90	12,079.86
4		4,032,165.60	4,032,165.60	
5	390,349.32	201,645.55	591,994.87	
	67,617,906.12	187,488,369.45	206,111,642.21	48,994,633.36

3

1	278,976.68	9,625,191.23	9,904,167.91	0.00
2	5,949.53	439,701.02	445,650.55	0.00
	284,926.21	10,064,892.25	10,349,818.46	0.00

38

	3,325,595.71	4,499,691.95
	1,144,666.93	1,708,848.46
	521,351.35	1,211,480.86
	1,305,213.70	740,213.70
	166,608.11	331,868.60
	623,508.41	693,120.86
	87,108,491.53	70,538,858.59

39

		9,918.01
	83,005.95	1,034,783.68
	83,005.95	1,044,701.69

40

41

1

	136,498,525.44	165,234,110.80
		448,129,399.66
	53,642,907.32	79,441,359.32
	19,507,817.71	29,516,645.90
	5,409,670.74	2,427,388.02
		42,585.56
	13,291,235.23	1,142,988.82
	228,350,156.44	725,934,478.08

2            1

42

43

44

45

1

46

47

1



48

49


51

	27,837,209.34	750,000.00	3,425,332.62	25,161,876.72	
	27,837,209.34	750,000.00	3,425,332.62	25,161,876.72	--

									/
	4,395,834.74			62,500.02			4,333,334.72		

863

17,037.57



	419,521.80			48,286.92			371,234.88	
	4,241,429.26			176,699.94			4,064,729.32	
	1,200,000.00			1,200,000.00				
	2,093,958.35			109,249.98			1,984,708.37	
	342,857.14			57,142.86			285,714.28	
LED 0505RGB	1,728,000.00			576,000.00			1,152,000.00	
LED	97,457.15			16,242.84			81,214.31	
	386,914.28			64,485.72			322,428.56	
		750,000.00		173,076.90			576,923.10	
	109,076.55		30,680.20	53,396.35			25,000.00	/
	18,055.56		7,222.23	10,833.33				/
LED	2,800,000.00		75,000.00	75,000.00			2,650,000.00	/



- 1)  
2) 19,528,944.12

## 56

	165,234,110.80		28,735,585.36	136,498,525.44
	165,234,110.80		28,735,585.36	136,498,525.44

1 2016

2018 3 30

2016

20

2016

238,000

2016

100,000

338,000

2 2016

2018 5 17

2016

2016

523

3,593,964

## 57

					0.00		
	423,929.34	-52,315.05			-52,315.05		371,614.29

	423,929.34	-52,315.05			-52,315.05		371,614.29
	423,929.34	-52,315.05			-52,315.05		371,614.29

58

59

	66,869,941.31			66,869,941.31

## 62

	5,461,356.96	4,673,914.35
	2,426,550.47	2,003,105.97
	2,641,986.58	557,018.78
	870,289.65	33,123.15
	2,021.44	2,408.00
	886,407.32	566,191.87
	1,472,335.44	1,335,403.63
	90.98	
	17,801.32	
	13,778,840.16	9,171,165.75

## 63

	76,564,802.65	69,584,654.12
	20,731,441.57	11,562,218.42
	14,560,910.97	9,634,699.50
	14,301,184.89	10,501,639.09
	5,170,564.96	2,681,170.00
	4,007,313.78	2,039,746.36
	7,199,393.88	1,503,574.54
	8,951,691.16	2,441,013.37
	5,331,057.44	3,666,954.24
	16,772,630.12	16,527,520.36
	173,590,991.42	130,143,190.00

## 64

	78,596,735.35	35,291,907.42

---

	36,566,156.13	20,736,957.40
	7,069,236.99	6,321,883.46
		2,497,559.62

	-4,910,675.81	-132,194.41
	1,196,462.38	
	-3,714,213.43	-132,194.41

69

70

	62,500.02	
	2,004.42	
	22,499.94	
	25,000.08	
	130,266.66	
	7,326.18	
	19,145.28	
	250,000.02	
LED	6,920.64	
	22,937.52	
	48,286.92	
LED	176,699.94	
LED	1,200,000.00	
	109,249.98	
	57,142.86	
	576,000.00	
	16,242.84	
	64,485.72	
	173,076.90	
	468,581.00	1,152,907.00
		354,200.00
		17,395.90
	84,076.55	
	18,055.56	
LED	150,000.00	

	53,584.77	
	100,000.00	
	3,844,083.80	1,524,502.90

71

	500.00		500.00
	5,460,754.21	13,755,093.66	5,460,754.21
	55,626.70	2,001.92	55,626.70
	341,374.23	20,000.00	341,374.23
	1,518,005.67	418,292.70	1,518,005.67
	7,376,260.81	14,195,388.28	7,376,260.81

								/
						5,000.00		
						2,118,000.00		
"	"					94,339.62		
						6,000.00		
2017						1,000,000.00		

2017						900,000.00		
						50,000.00		
						21,500.00		
						2,700.00		
						-200,000.00		
						3,000.00		
						50,000.00		
						6,300.00		
						1,200,000.00		
						203,914.59		

---

LED							722,500.02	
-----	--	--	--	--	--	--	------------	--

LED								
							83,000.00	
							100,000.00	
							48,600.00	
							300,000.00	
							2,319,000.00	
							1,000,000.00	
							18,600.00	
							50,000.00	
							500,000.00	
2016							500,000.00	

---

							1,888,400.00	
							200,000.00	

|



2

	250,248,793.73
/	7,265,807.41
	36,460,517.10
	-1,048,041.49
	42,678,283.01

74

54

75

1

	6,025,920.62	15,699,111.18
	2,296,314.50	4,307,474.74
	13,933,478.90	4,150,291.64
	22,255,714.02	24,156,877.56

2

	112,479,338.44	124,140,676.36
	13,305,295.63	9,070,318.69
	4,746,909.93	496,017.93
	1,019,020.28	1,054,292.74
	15,455,556.01	117,235,152.93
	147,006,120.29	251,996,458.65

**3****4****5****6**

	2,569,562.25	
	5,479,360.99	
	8,048,923.24	

**76****1**

1	--	--
	207,570,510.72	135,585,886.13
	28,839,956.18	9,242,513.59
	57,791,382.21	23,816,760.66
	2,792,206.79	1,333,850.35
	2,978,508.73	2,316,946.37
	1,211,951.79	106,104.37
	2,378,320.69	9,831,115.81
	3,714,213.43	132,194.41
	2,377,474.44	1,075,944.91

---

	-398,104,475.52	-232,237,332.88

**4**

	467,390,994.79	490,267,306.98
	734,518.64	2,808,515.57
	466,656,476.15	487,458,791.41
	467,390,994.79	490,267,306.98
	168,835,590.30	151,969,593.77

**77****78**

	168,835,590.30	
	56,111,063.89	
	23,322,271.57	
	282,772,596.57	
	531,041,522.33	--

**79****1**

--	--	--

	740.00	0.5549	410.63
	884,945.26	0.1054	93,255.53
	420,000.00	0.5900	247,800.00
	56,288,482.02	6.6166	372,438,370.13
	6,988,178.42	7.6515	53,470,047.18
	6,444,792.25	0.8431	5,433,604.35
	301,831.90	4.8633	1,467,899.08
	13,891,224.22	6.6166	91,912,674.17
	131,392.53	7.6515	1,005,349.94
	468,171.26	0.8431	394,715.19
	735,460.43	4.8633	3,576,764.71
	466,857.03	6.6166	3,089,006.22
	21,536.44	7.6515	164,786.07
	521,655.91	0.8431	439,808.10
	31,238.62	8.6551	270,373.38
	740,165.50	6.6166	4,897,379.05
	279,319.36	7.6515	2,137,212.08
	12,000.00	8.6551	103,861.20
	439,354.15	6.6166	2,907,030.67
	282,179.76	7.6515	2,159,098.43
		4.8633	
		0.8431	
	39,008.10	8.6551	337,619.01
	131,765.52	6.6166	871,839.74
		0.1054	
	1,400.00	8.6551	12,117.14
	36,608,521.32	6.6166	242,223,942.17

	ROE Visual US.Inc	ROE Visual
Europe B.V.	Unilumin LED Technology LLC	Unilumin LED Technology FL LLC
EUROPE B.V.	Unilumin (HK) Co,Limited	UNILUMIN LED
	UNILUMIN AUSTRALIA PTY LTD	
	ROE Visual US.Inc	
	ROE Visual Europe B.V.	Unilumin
LED Technology LLC		
Unilumin LED Technology FL LLC		
UNILUMIN LED EUROPE B.V.	HOOFFDORP	
Unilumin (HK) Co,Limited		
UNILUMIN AUSTRALIA PTY LTD		

80

81

1

1

2

3

4

5

6

2

1

2

3

3

4

--	--	--	--	--	--	--	--	--	--	--	--	--	--

	2,550,000.00	51.00%	2018 06 27		1,196,462.38	0.00%	0.00	0.00	0.00	0.00	-	0.00

5

2018 2 21 UNILUMIN (HK) Co.,Limited

UNILUMIN (UK) CO., LIMITED

6

1

1

				100.00%	
				51.00%	
				100.00%	
				100.00%	
				100.00%	

				100.00%		
				52.00%		
				100.00%		
				100.00%		
				60.00%		
Unilumin LED Technology LLC				100.00%		
UNILUMIN (HK) Co.,Limited				100.00%		
Unilumin Led Technology FL LLC				100.00%		
UNILUMIN LED EUROPE B.V				100.00%		

2

	49.00%	4,946.35	0.00	10,509,880.01
	48.00%	2,572,435.44	0.00	16,235,825.97
	40.00%	5,288,926.58	0.00	114,054,478.91

## 3

	29,987,1 54.29	1,924,55 5.08	31,911,7 09.37	10,462,9 74.65		10,462,9 74.65	35,522,3 60.09	2,415,33 8.76	37,937,6 98.85	17,021,4 04.17		17,021,4 04.17
	468,226, 155.72	177,841, 831.26	646,067, 986.98	360,931, 789.70		360,931, 789.70	357,984, 924.95	180,701, 629.97	538,686, 554.92	296,772, 674.10		296,772, 674.10
	46,349,4 40.21	7,204,97 5.60	53,554,4 15.81	19,729,7 78.38		19,729,7 78.38	44,793,6 43.78	4,875,95 6.34	49,669,6 00.12	21,204,2 03.19		21,204,2 03.19

4

5

2

1

2

3

1

				20.59%		
				35.00%		
				30.00%		
				40.00%		
				30.00%		

~~GRAND TOTAL~~

	16,593,230.65	10,593,938.01	1,236,676.00	5,670.34	37,410,582.25	445,350,303.48	1,473,543.78	13,737,849.14	12,857,368.60	9,199,339.59	7,660.23	36,648,871.16	450,021,063.88	1,883,815.14
	60,897.08	870,748.93	2,384,895.24	25,000.00	23,022,847.78	44,800,000.00	3,616,908.76	47,485.76	902,292.60	4,750,616.26	25,000.00	20,542,263.35	44,800,000.00	2,170,000.00
	16,654,127.73	11,464,686.94	3,621,571.24	25,005,670.34	60,433,430.03	490,150,303.48	5,090,452.54	13,785,334.90	13,759,661.20	13,949,955.85	25,007,660.23	57,191,134.51	494,821,063.88	4,053,815.14
	17,124,521.04	3,205,108.49	4,766,143.57	26,832.00	36,538,444.17	512,466.00	2,638,312.64	14,447,734.02	2,388,720.73	11,810,513.35	26,832.00	35,269,935.22		607,597.00
	17,124,521.04	3,205,108.49	4,766,143.57	26,832.00	36,538,444.17	512,466.00	2,638,312.64	14,447,734.02	2,388,720.73	11,810,513.35	26,832.00	35,269,935.22		607,597.00
	0	0	0	0	0	0	0	0	0	0				

4

5

6

7

8

4

5

6

( )

1.

2.

2018 6 30

16.58%(2017 12 31 22.72%)

(1)

		1	1-2	2	
	51,055,022.33				51,055,022.33
	26,051,951.83				26,051,951.83
	77,106,973.96				77,106,973.96

( )

		1	1-2	2	
	23,118,932.3				23,118,932.3
	34,393,637.42				34,393,637.42
	57,512,569.72				57,512,569.72

(2)

( )

			1	1-3	3
	850,990,308.80	850,990,308.80	551,990,308.80	299,000,000.00	
	593,206,215.92	593,206,215.92	593,206,215.92		
	1,116,505,470.72	1,116,505,470.72	1,116,505,470.72		
	228,350,156.44	228,350,156.44	228,350,156.44		
	322,556.84	322,556.84	322,556.84		
	83,005.95	83,005.95	83,005.95		
	2,789,457,714.67	2,789,457,714.67	2,490,135,157.83	299,000,000.00	-

( )

			1	1-3	3
	316,440,671.07	316,492,244.81	316,492,244.81		
	536,927,338.01	536,927,338.01	536,927,338.01		
	813,244,060.55	813,244,060.55	813,244,060.55		
	725,934,478.08	725,934,478.08	725,934,478.08		
	455,456.04	471,515.31	209,562.36	261,952.95	
	1,044,701.69	1,044,701.69	1,044,701.69		
	2,394,046,705.44	2,394,114,338.45	1,667,917,907.42	261,952.95	

( )

1.

50

2.

1

					(%)
			44142219741018****		44.32

2018 6 30

41.41%

4.10%

71%

2.91%

44.32%

1.92%

2

3


4


5

1

/

	LED	80,312.85			6,255.00
	LED	11,997,771.59			0.00
		10,259,122.04			6,700,486.49

/

	LED		1,269,956.61	0.00

2 / /

3

		0.00	30,000.00
		313,081.59	397,941.39

		2,213,277.01	2,078,917.08

4

5

6

7

		1,469,990.00	1,289,348.00

8

6

1

				324,786.00	16,239.30
		50,587.53	9,977.77	28,271.29	2,827.13
		50,587.53	9,977.77	353,057.29	19,066.43
		5,329.50	1,065.90	5,329.50	1,065.90
		1,075,815.00	816,047.00	1,075,815.00	678,956.75
				67,776.20	6,777.62
		1,081,144.50	817,112.90	1,148,920.70	686,800.27

2

	(Black-Scholes)
	29,761,554.49
	4,790,364.75

(1)

(2)

## 1 2016

/	/	/	/ (%)
	2017	2.52	12 24 20%
	2018	3.19	24 36 40%
	2019	4.20	36 48 40%

## 2 2016

/	/	/	/ (%)
	2018	3.19	12 24 50%
	2019	4.20	24 36 50%

3

4

5

1

2

---

--	--	--	--

2

3

4

1

1

2

2

3

1

2

4

5

6

1

(1)

(2)

(3)

2

	LED	LED	LED		
	1,600,866,744.89	135,609,714.30	264,179,351.88		2,000,655,811.07
	1,165,463,360.46	86,880,992.49	136,231,164.67		1,388,575,517.62
	4,419,658,157.29	374,390,049.60	729,343,920.26		5,523,392,127.15
	2,616,627,605.58	221,655,002.31	431,802,951.22		3,270,085,559.11

3

4

7

8

1

1


	5,549,660.00	5,549,660.00	100.00%	
	3,913,801.94	3,913,801.94	100.00%	
	3,784,443.00	3,784,443.00	100.00%	
	13,247,904.94	13,247,904.94	--	--

1				
	166,771,435.96	0.00	0.00%	
	289,651,748.69	14,482,587.43	5.00%	
1	456,423,184.65	14,482,587.43	3.17%	
1 2	30,287,919.07	3,028,791.91	10.00%	
2 3	6,126,682.74	1,225,336.55	20.00%	
3 4	6,504,947.19	2,601,978.88	40.00%	
4 5	11,345,430.17	9,076,344.14	80.00%	
5	12,880,584.01	12,880,584.01	100.00%	
	523,568,747.83	43,295,622.91	8.27%	

2

6,373,958.87

3

4

		(%)	
	31,498,898.74	5.85%	1,574,944.94
	14,316,009.58	2.66%	1,333,890.32
	11,418,378.99	2.12%	570,918.95

1	196,954,306.67	0.00	0.00%
	26,712,167.29	1,335,608.36	

	13,155,928.68	20,020,848.52
	2,550,000.00	
	201,484,985.56	199,810,287.75
	228,745,094.49	231,718,477.74

5

		56,866,546.35	1	24.86%	
		45,247,129.10	1	19.78%	
		40,453,936.11	1	17.69%	
UNILUMIN(HK)Co., Limited		28,301,263.50	1	12.37%	
		13,418,038.24	1 1-2	5.87%	
	--	184,286,913.30	--	80.56%	

6

7

8

3

	1,558,710,624.01		1,558,710,624.01	1,561,260,624.01	1,561,260,624.01
	201,336,178.68		201,336,178.68	206,593,765.26	206,593,765.26
	1,760,046,802.69		1,760,046,802.69	1,767,854,389.27	1,767,854,389.27



2

	2,642,185 .52			-34,493.5 5						2,607,691 .97	
	3,989,070 .26			-1,122,93 8.90						2,866,131 .36	
	1,987,471 .05			-1,987,47 1.05						0.00	
	197,975,0 38.43			-2,112,68 3.08						195,862,3 55.35	
	206,593,7 65.26			-5,257,58 6.58						201,336,1 78.68	
	206,593,7 65.26			-5,257,58 6.58						201,336,1 78.68	

3

4

		819,240,606.30	604,110,346.62	693,921,705.26	476,240,787.19
		48,286,267.87	43,888,217.56	26,412,013.03	26,382,607.92
		867,526,874.17	647,998,564.18	720,333,718.29	502,623,395.11

**5**

	-5,257,586.58	-684,989.75
	-5,257,586.58	-684,989.75

**6****1**

	-1,211,951.79	
	9,304,838.01	
	990,665.78	

3

1

2

3

4

